

# QUOTE REQUEST FORM

## STEPS IN DESIGNING & ORDERING, PART 1 — DESIGN

	BANNER	WALL HANGING	DOSSAL	VALANCE
<b>Style or Profile</b>	<input type="radio"/> 1—Curved <input type="radio"/> 2—Rounded <input type="radio"/> 3—Straight <input type="radio"/> 4—Triangle <input type="radio"/> 5—Other <i>Please send sketch</i>	<input type="radio"/> 1—Curved <input type="radio"/> 2—Rounded <input type="radio"/> 3—Straight <input type="radio"/> 4—Triangle <input type="radio"/> 5—Other <i>Please send sketch</i>	<input type="radio"/> Flat (single panel) <input type="radio"/> Gathered (single panel) <input type="radio"/> Box Pleat (single panel) <input type="radio"/> Pinch Pleat (single panel) <input type="radio"/> Flat Center/Gathered Sides (combination) <input type="radio"/> Flat Center/Box Pleat Sides (combination) <input type="radio"/> Flat Center/Pinch Pleat Sides (combination)	<input type="radio"/> Flat Style <input type="radio"/> Gathered <input type="radio"/> Box Pleat <input type="radio"/> Pinch Pleat
<b>Suspension Style</b>	<input type="radio"/> Tab Loops <input type="radio"/> Rod Pocket	<input type="radio"/> Tab Loops <input type="radio"/> Rod Pocket	<input type="radio"/> Tab Loops (Box Pleat Only) <input type="radio"/> Rod Pocket (Flat, Gathered, Box Pleat, Combination) <input type="radio"/> Rod & Hook (Pinch Pleat Only) <input type="radio"/> Hook & Ring (Pinch Pleat Only)	<b>Rod Pocket Only</b>
<b>Ring Size &amp; Color</b> <i>Pinch pleat (single panel) dossal style only</i>			<b>Size</b> (For Rod Diameter) <input type="radio"/> 1 3/8" <input type="radio"/> 2" <b>Color</b> <input type="radio"/> Oak <input type="radio"/> White <input type="radio"/> Mahogany	
<b>Measurements</b> <i>In Inches</i>	<input type="radio"/> <b>Standard</b> 33 x 50 <input type="radio"/> <b>Other</b> Width ..... in. Height ..... in.	Width ..... in. Height ..... in.	<b>Single or Center Panel</b> Width ..... in. Height ..... in.  <b>Side Panels (Combination Styles)</b> Width ..... in. Height ..... in.	Width ..... in. Height ..... in. *Return ..... in. *Return—Distance from Wall to Outside Bracke
<b>Fabric</b> <i>See Almy General Catalog</i>	..... .....	..... .....	<b>Single or Center Panel</b> ..... <b>Side Panels (Combination)</b> .....	..... .....
<b>Fabric Color and Pattern</b>	Color ..... Pattern .....	Color ..... Pattern .....	<b>Single or Center Panel</b> ..... <b>Side Panels (Combination)</b> .....	Color ..... Pattern .....
<b>Lining Color</b> <i>See Almy General Catalog</i>	<b>Same as face fabric</b>	<input type="radio"/> Matching <input type="radio"/> Gold <input type="radio"/> Other .....	<input type="radio"/> Matching <input type="radio"/> Gold <input type="radio"/> Other .....	<input type="radio"/> Matching <input type="radio"/> Gold <input type="radio"/> Other .....
<b>Orphrey Banding</b> <i>See Almy General Catalog</i>	Class-Style ..... Color .....	Class-Style ..... Color .....	<b>Flat and Gathered only</b> <input type="radio"/> Sewn On <input type="radio"/> Attached with velcro Class-Style ..... Color .....	
<b>Orphrey Banding Arrangement</b>	..... .....	..... .....	<input type="radio"/> LA—2 panel <input type="radio"/> LB—2 panel <b>Other</b> please describe: ..... ..... .....	
<b>Orphrey Banding Edging</b> <i>See Almy General Catalog</i>	Style ..... Color .....	Style ..... Color .....	Style ..... Color .....	
<b>Symbol or Graphic</b> <i>Please describe or attach sketch</i>	..... ..... .....			
<b>Lettering &amp; Description</b>	..... ..... .....			
<b>Fringe or Tassels</b>	Style ..... Color .....	Style ..... Color .....		Style ..... Color .....
<b>Memorial Inscription</b>	..... ..... ..... ..... <b>Color</b> <input type="radio"/> Gold <input type="radio"/> Red <input type="radio"/> Other .....			

*If your design was created on a computer, please provide the art in electronic ".ai", ".eps" or ".cdr" vector format via e-mail, or on a CD or DVD.*

# QUOTE REQUEST FORM

## STEPS IN DESIGNING & ORDERING, PART 2 — HARDWARE

	FOR BANNER	FOR DOSSAL OR WALL HANGING	FOR VALANCE
<b>Suspension Method</b>	<b>Base Style for floor stand</b> <input type="radio"/> Wilton (standard) <input type="radio"/> Avon <input type="radio"/> Bethel <input type="radio"/> Madison	<input type="radio"/> Inside Mount <input type="radio"/> Suspended from back wall	
<b>Pole Style</b>		<input type="radio"/> Sherwood 1 1/8" <input type="radio"/> Manchester 1 1/8" <input type="radio"/> Sherwood 2" <input type="radio"/> Manchester 2" <input type="radio"/> Regatta 1 1/8" <input type="radio"/> Pinch Pleat Rod 3/8"	<b>Continental</b>
<b>Pole Color</b>		<i>Sherwood and Manchester only</i> <input type="radio"/> White <input type="radio"/> Oak <input type="radio"/> Mahogany	
<b>Rings</b>		<b>Size</b> (For Rod Diameter) <input type="radio"/> 1 1/8" <input type="radio"/> 2" <b>Color</b> <input type="radio"/> White <input type="radio"/> Oak <input type="radio"/> Mahogany <b>Quantity</b> ..... (if known)	
<b>Measurements</b>		<b>Width</b> ..... Side to side, excluding finials	<b>Width</b> ..... Side to side <b>*Clearance</b> ..... Wall to back of Valance <b>*Clearance—Distance from Wall to Inside Bracket</b>

**CUSTOMER:**     Church/Institution     Individual

Customer Number .....

Title (if individual) .....

Name .....

Mailing Address 1 .....

Mailing Address 2 .....

City/State ..... Zip .....

Person to Contact with Questions .....

Daytime Phone (    ) .....

E-Mail Address .....

Church Affiliation & Denomination:  
 .....

If Seminarian, Graduation Date & School Attending:  
 .....

**HAVE YOU MOVED RECENTLY?** If so, Please indicate old address:  
 Street .....

City/State ..... Zip .....

**DELIVER TO** (if different from Customer Address):

Mr    Mrs  
 Name Miss Rev .....

At/Attn .....





Street .....

City/State ..... Zip .....

Daytime Phone .....

**PAYMENT INFORMATION**  
**HALF-OFF** Ground Delivery Charges for Prepaid Orders to USA and Canada

CHECK ENCLOSED     ALMY 30-DAY CHARGE

Card No. .... Exp. Date ..... Sec. Code.....

Name on Card.....

**CARD STATEMENT ADDRESS**

Same as Customer Address     Different Address (See Below)

Mailing Address .....

City/State ..... Zip .....

Signature .....