

# ALMY POLICIES & ORDERING INFORMATION



**GUARANTEE AND RETURNS** Since 1892, we have served the church and clergy with this simple policy: we want you to be satisfied with anything you order from Almy. QuikShip items that have not been customized with engraving or embroidery may be returned for any reason for exchange or refund. Items that have been custom-made (including non-stock garment sizes) or customized may be returned for alteration or exchange if they are defective or do not conform to your order specifications.

Returns are free for products that do not conform to order specifications or are defective. Customers who use our pre-paid ARS label to return products that are not defective and are made to order specifications will have \$9.00 deducted from any credit or refund that may be issued.

This guarantee and return policy is not applicable to non-church related customers who have purchased products for one-time use. Any return from these customers must be authorized in advance — please call us at 1-800-225-2569.

**GIFT CERTIFICATES** Many Almy products make fine gifts. If you can't decide what to give, send an Almy Gift Certificate. Certificates are available in any amount over \$10. We create a custom document with the names of the recipient and donor, and an optional message. We can send the certificate by email or by postal mail with a catalog. Certificates can be used for new purchases by mail, phone or on [almy.com](http://almy.com).

**PRICES** Almy may have to change prices in this catalog prior to the August 20, 2019 expiration date. In that event, we will contact you for approval before shipping.

**DELIVERY AND BACK ORDERS** Most orders for QuikShip items are shipped the same day we receive your order. Orders for custom made items, or for QuikShip items that are temporarily out of stock are acknowledged promptly with the expected delivery date.

**PAYMENT** We accept checks, money orders, Almy Gift Certificates and major credit cards (Visa, MasterCard, Amex, Discover.) Credit cards are charged at the time of shipment only for the value of the shipment. USA and Canadian customers without an Almy Account, and all other international customers, are asked to prepay their orders in full.

**SALES TAX** Orders delivered to New York, Connecticut and Maine that are charged to any individual, or to institutions for which we do not possess a tax exempt certificate, are subject to sales tax in those states. We will credit and refund taxes when provided with a tax exempt certificate.

**DAMAGE CLAIMS** Be sure to open your package promptly and inspect for shipping damages. If merchandise is damaged, save all packaging materials and call us at 1.800.225.2569. We will help with additional instructions, and provide a speedy exchange.

**ALMY ACCOUNT** Almy charge accounts are available to recognized organizations in the USA who have prepaid at least one order and provided an approved credit application. Visit [www.almy.com/resoruces/documents](http://www.almy.com/resoruces/documents) to download an application form. Charges to an Almy Account are payable within 30 days from the date of invoice.

## DELIVERY

### HALF OFF DELIVERY FOR PREPAID ORDERS

Ground Delivery to USA and Canada is half off when you prepay your order!

### DELIVERY CHARGES FOR ALMY PRODUCTS, EXCEPT KERRYLIQUID

*For KerryLiquid see the next table.*

Value of Merchandise	USA		CANADA		ALL OTHER INTERNATIONAL
	Prepaid	Postpaid	Prepaid	Postpaid	
	Ground Service via FedEx or Parcel Post 2-7 Days				3 Day Service
Up to \$40.99	\$ 6.50	\$13.00	\$ 19.50	\$ 39.00	\$ 53.00
\$ 41 to \$100.99	\$ 8.75	\$17.50	\$ 26.00	\$ 52.00	\$ 69.00
\$101 to \$200.99	\$11.00	\$22.00	\$ 33.00	\$ 66.00	\$ 84.00
\$201 to \$300.99	\$13.25	\$26.50	\$ 39.00	\$ 78.00	\$ 95.00
\$301 to \$400.99	\$16.00	\$32.00	\$ 47.50	\$ 95.00	\$110.00
\$401 to \$700.99	\$25.00	\$50.00	\$ 70.00	\$140.00	\$150.00
\$701 to \$1,000.99	\$30.50	\$61.00	\$ 90.00	\$180.00	\$190.00
\$1,001 and up	\$36.50	\$73.00	\$103.00	\$206.00	\$225.00
<b>Expedited Service, For Prepaid and Postpaid Orders, add to Ground Charges above</b>					<i>International customers are responsible for local taxes, tariffs and customs clearance fees.</i>
<i>Expedited delivery provided by FedEx. Street address is required.</i>	3-Day \$29.00		2-5 Day \$45.00		
	2-Day \$40.00				
	1-Day \$55.00		1-3 Day \$60.00		
	Sat 1-Day \$79.00				

### DELIVERY CHARGES FOR KERRYLIQUID

The value of KerryLiquid is not counted in the calculation of regular delivery charges in the table above. Rather, the charges below will apply to each unit of liquid ordered and will be added to those for other merchandise.

Remember, you'll get half off all Ground delivery if you prepay your order.

GROUND DELIVERY TO USA — <i>for international deliveries, please inquire</i>			
Product Code	Name	USA	
		Prepaid	Postpaid
KL2104	Case of four 210 hr bottles	\$ 8.50 ea.	\$17.00 ea.
KL21012*	Case of twelve 210 hr bottles	\$12.00 ea.	\$24.00 ea.
KL2025*	Case of twenty-five 20 hr cans	\$ 8.50 ea.	\$17.00 ea.
KL7025*	Case of twenty-five 70 hr cans	\$12.50 ea.	\$25.00 ea.
KL25002N*	Case of two 2500 hr containers	\$19.00 ea.	\$38.00 ea.

*\* Other KerryLiquid products are simply multiples of these packages and delivery charges are computed accordingly. Additional charges apply for expedited or international delivery — please inquire.*

### TO ORDER OR CONTACT ALMY

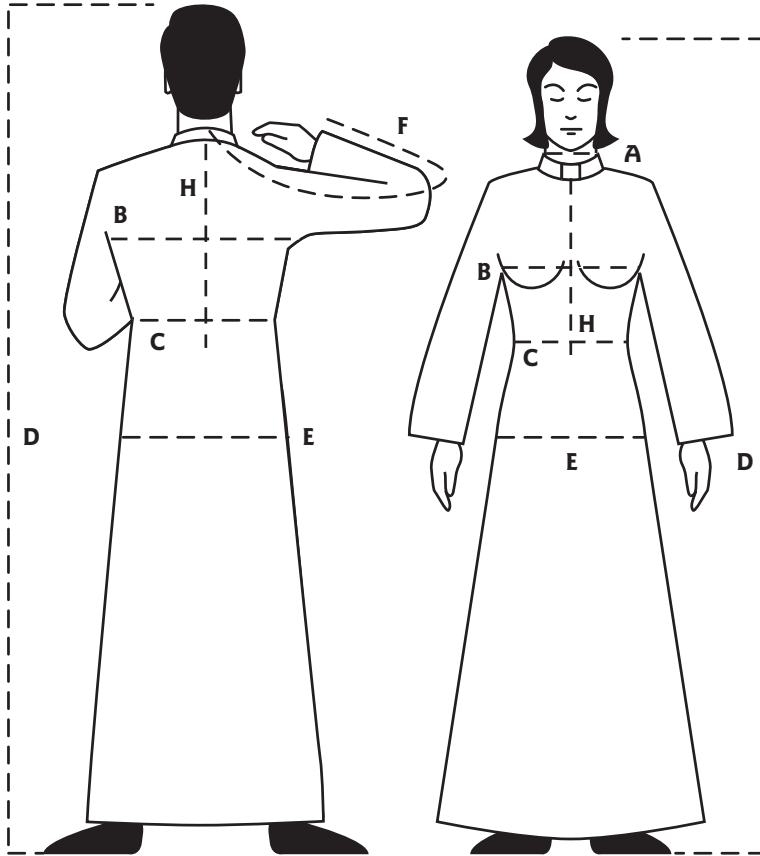
**Phone** *Monday thru Friday:*  
 USA & Canada 1.800.225.2569  
 International +1.203.531.7600

**Web** [www.almy.com](http://www.almy.com)  
**Email** [almyaccess@almy.com](mailto:almyaccess@almy.com)

**Fax**  
 USA & Canada 1.800.426.2569  
 International +1.203.531.9048



# ALMY MEASURING GUIDE



## PERSONAL MEASUREMENTS

For good, comfortable fit, please provide current **measured** body dimensions. Have your measurements taken by another, using the guidelines below — do not measure yourself. Almy reserves the right not to accept returns of custom-made items accurately tailored to measurements supplied by customers. We are pleased to provide complimentary measuring tapes, on request.

### A NECK

Wrap a tape measure around the base of your neck, where a shirt collar would close. Inches, to the next half inch = size.

### B CHEST/BUST

Wrap a tape measure around the fullest part of your chest, keeping the tape under arms and across shoulder blades. Wrap loosely, with a couple of fingers between tape and body. (Ladies, note that bra size is not bust size — please measure for accurate size.) Inches = size.

### C WAIST

Measure at level of bellybutton (above usual waistline, particularly for men), over a shirt. Measure “loosely”, with a couple of fingers under the tape. Inches = size.

### D HEIGHT

Stand in stocking feet with heels and back against wall. Mark height on wall and measure from mark to floor. Inches = height.

### E HIP

Measure around fullest part of hip and seat. Measure “loosely”, with a couple of fingers under the tape. Inches = size.

### F SLEEVE

Measure from center back of neck, over shoulder to wrist bone. Inches = size.

### H FRONT LENGTH

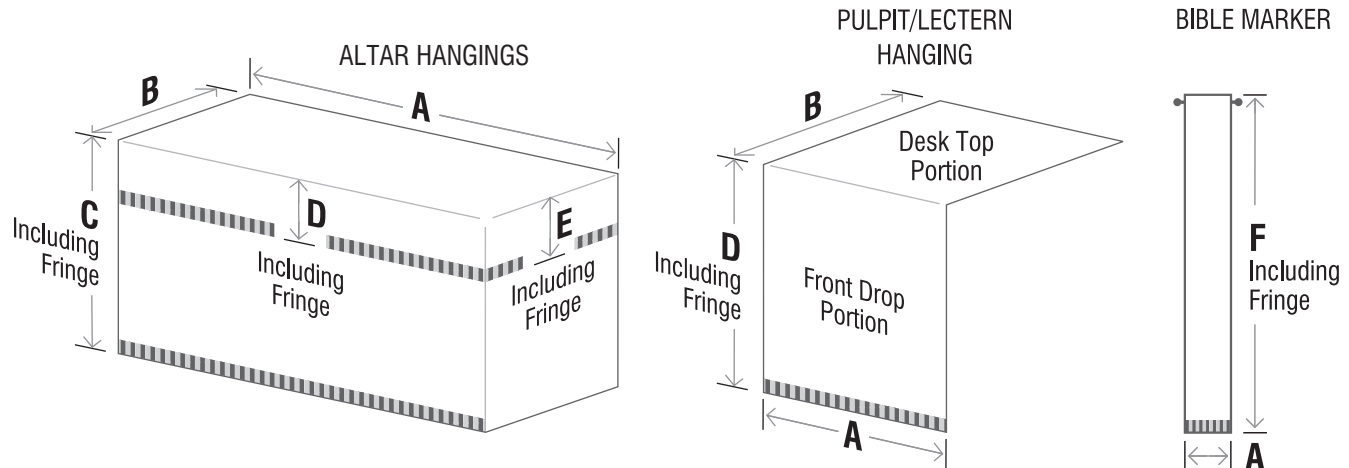
Measure from base of collar down front to the bottom of the belt line or waist. Inches = size.

## SANCTUARY FURNISHING MEASUREMENTS

Please measure your altar, pulpit and other furnishings, not existing hangings. To insure accuracy please take all measurements twice, and measure to nearest 1/4". For altar tops which are neither square nor rectangular, please send a full size pattern of altar top. Thank you.

### ALTAR HANGINGS

Give full dimensions for altar (A, B) plus measurement for front (C, D, F) and/or side drop (E) including fringe for superfrontal, altar cover, communion table runner.





**CM ALMY**

28 KAYSAL COURT, ARMONK, NY 10504-1344  
1.800.225.2569 FAX 1.800.426.2569 www.almy.com

Prices effective through August 19, 2019  
Subject to change prior to that date.

<p><b>CUSTOMER</b>    <input type="checkbox"/> Church/Institution    <input type="checkbox"/> Individual</p> <p>Customer Number .....</p> <p>Title (if individual)..... Name .....</p> <p>Mailing Address 1 .....</p> <p>Mailing Address 2 .....</p> <p>City .....State ..... Zip .....</p>	<p><b>DELIVER TO</b> (if different from customer mailing address):</p> <p>Name .....</p> <p>At/Attn .....</p> <p>Street .....</p> <p>City ..... State ..... Zip .....</p> <p>Daytime Phone ..... E-mail.....</p>
---	--

<p>Person to Contact with Questions .....</p> <p>Daytime Phone (    ) .....</p> <p>E-Mail Address .....</p> <p>Church Affiliation &amp; Denomination .....</p> <p>If Seminarian, Graduation Date &amp; School Attending .....</p>	<p><b>PAYMENT INFORMATION</b> <i>HALF-OFF Ground Delivery Charges for Prepaid Orders to USA and Canada</i></p> <p><input type="checkbox"/> CHECK ENCLOSED    <input type="checkbox"/> ALMY 30-DAY CHARGE</p> <p><input type="checkbox"/>     <input type="checkbox"/>     <input type="checkbox"/>     <input type="checkbox"/> </p> <p>Card No. .... Exp. Date ..... Sec. Code .....</p> <p>Name on Card .....</p>
---	---

<p><b>HAVE YOU MOVED RECENTLY?</b> If so, Please indicate old address:</p> <p>Street .....</p> <p>City .....State ..... Zip .....</p>	<p><b>CARD STATEMENT ADDRESS</b></p> <p><input type="checkbox"/> Same as Customer Address    <input type="checkbox"/> Different Address (See Below)</p> <p>Mailing Address .....</p> <p>City ..... State ..... Zip.....</p> <p>Signature .....</p>
---	--

PRODUCT CODE	COLOR	SIZE CODE	DESCRIPTION	QTY	MEASUREMENTS								UNIT PRICE	TOTAL PRICE
					A	B	C	D	E	F	H			

MEMORIAL ENGRAVING & EMBROIDERY INFORMATION					
ITEM TO BE INSCRIBED	LETTERING STYLE	WORDING: PLEASE PRINT, WE WILL DETERMINE PROPER LOCATION AND LAYOUT, OR YOU MAY SPECIFY TO INDICATE END OF LINE, USE A SLASH	QTY OF LETTERS	PRICE PER LETTER	TOTAL MEMORIAL PRICE

**ITEM TO BE ENGRAVED** \_\_\_\_\_ **LOCATION** \_\_\_\_\_

<p><b>A</b> Neck <b>B</b> Chest/Bust <b>C</b> Waist <b>D</b> Height <b>E</b> Hip <b>F</b> Sleeve <b>H</b> Front Length</p>	<table style="width:100%"> <tr><td style="text-align: right;">MERCHANDISE AMOUNT</td><td> </td></tr> <tr><td style="text-align: right;">DELIVERY</td><td> </td></tr> <tr><td style="text-align: right;"><i>SEE POLICY CHART, PAGE 201</i></td><td> </td></tr> <tr><td style="text-align: right;">SALES TAX (NY, ME &amp; CT DELIVERIES ONLY)</td><td> </td></tr> <tr><td style="text-align: right;">ORDER SUB-TOTAL THANK YOU!</td><td> </td></tr> <tr><td style="text-align: right;">PRE-PAYMENT/REMITTANCE AMOUNT</td><td> </td></tr> <tr><td style="text-align: right;">BALANCE</td><td> </td></tr> </table>	MERCHANDISE AMOUNT		DELIVERY		<i>SEE POLICY CHART, PAGE 201</i>		SALES TAX (NY, ME & CT DELIVERIES ONLY)		ORDER SUB-TOTAL THANK YOU!		PRE-PAYMENT/REMITTANCE AMOUNT		BALANCE	
MERCHANDISE AMOUNT															
DELIVERY															
<i>SEE POLICY CHART, PAGE 201</i>															
SALES TAX (NY, ME & CT DELIVERIES ONLY)															
ORDER SUB-TOTAL THANK YOU!															
PRE-PAYMENT/REMITTANCE AMOUNT															
BALANCE															





**ALTAR RAIL & PEW CUSHIONS (SEE PAGE 89 FOR INFORMATION)**

**STYLE (CIRCLE CHOICE)**

**Tufted Altar Rail Cushion**

**Tufted Pew Cushion**

Fabric \_\_\_\_\_ Color \_\_\_\_\_

Flameproofing \_\_\_\_\_ Scotchguard Finish \_\_\_\_\_

Angled or Curved Cushions? (Please Enclose Pattern) \_\_\_\_\_

Quantities

Measurements (Length X Width)

_____	X
_____	X
_____	X
_____	X
_____	X
_____	X
_____	X
_____	X
_____	X

**ENGRAVING ON METALWARE APPOINTMENTS**

**ITEM TO BE ENGRAVED** \_\_\_\_\_

Location \_\_\_\_\_

LETTER STYLE:

Block

Roman

Old English

ABCD AA BB Aa Bb

Wording (please type or print)

\_\_\_\_\_  
 \_\_\_\_\_  
 \_\_\_\_\_  
 \_\_\_\_\_  
 \_\_\_\_\_

**ITEM TO BE ENGRAVED** \_\_\_\_\_

Location \_\_\_\_\_

LETTER STYLE:

Block

Roman

Old English

ABCD AA BB Aa Bb

Wording (please type or print)

\_\_\_\_\_  
 \_\_\_\_\_  
 \_\_\_\_\_  
 \_\_\_\_\_  
 \_\_\_\_\_

**ENGRAVED PLATES FOR PORTABLE COMMUNION SETS, GOSPEL BOOK COVERS**

**ENGRAVED PLATE**

SIZE: Width \_\_\_\_\_ Height \_\_\_\_\_

LETTER STYLE:

Block

Roman

Old English

ABCD AA BB Aa Bb

Engraved/Symbol \_\_\_\_\_

Engraved Border \_\_\_\_\_

Black-Filled Letters \_\_\_\_\_

Wording for Plate (please type or print)

\_\_\_\_\_  
 \_\_\_\_\_  
 \_\_\_\_\_  
 \_\_\_\_\_  
 \_\_\_\_\_

**ENGRAVED PLATE**

SIZE: Width \_\_\_\_\_ Height \_\_\_\_\_

LETTER STYLE:

Block

Roman

Old English

ABCD AA BB Aa Bb

Engraved/Symbol \_\_\_\_\_

Engraved Border \_\_\_\_\_

Black-Filled Letters \_\_\_\_\_

Wording for Plate (please type or print)

\_\_\_\_\_  
 \_\_\_\_\_  
 \_\_\_\_\_  
 \_\_\_\_\_  
 \_\_\_\_\_





**CM ALMY**

28 KAYSAL COURT, ARMONK, NY 10504-1344  
1.800.225.2569 FAX 1.800.426.2569 www.almy.com

Prices effective through August 19, 2019

Subject to change prior to that date.

<p><b>CUSTOMER</b>    <input type="checkbox"/> Church/Institution    <input type="checkbox"/> Individual</p> <p>Customer Number .....</p> <p>Title (if individual)..... Name .....</p> <p>Mailing Address 1 .....</p> <p>Mailing Address 2 .....</p> <p>City .....State ..... Zip .....</p>	<p><b>DELIVER TO</b> (if different from customer mailing address):</p> <p>Name .....</p> <p>At/Attn .....</p> <p>Street .....</p> <p>City ..... State ..... Zip .....</p> <p>Daytime Phone ..... E-mail.....</p>
<p>Person to Contact with Questions .....</p> <p>Daytime Phone (    ) .....</p> <p>E-Mail Address .....</p> <p>Church Affiliation &amp; Denomination .....</p> <p>If Seminarian, Graduation Date &amp; School Attending .....</p>	<p><b>PAYMENT INFORMATION</b> <i>HALF-OFF Ground Delivery Charges for Prepaid Orders to USA and Canada</i></p> <p><input type="checkbox"/> CHECK ENCLOSED    <input type="checkbox"/> ALMY 30-DAY CHARGE</p> <p><input type="checkbox"/>     <input type="checkbox"/>     <input type="checkbox"/>     <input type="checkbox"/> </p> <p>Card No. .... Exp. Date ..... Sec. Code .....</p> <p>Name on Card .....</p> <p><b>CARD STATEMENT ADDRESS</b></p> <p><input type="checkbox"/> Same as Customer Address    <input type="checkbox"/> Different Address (See Below)</p> <p>Mailing Address .....</p> <p>City ..... State ..... Zip.....</p> <p>Signature .....</p>
<p><b>HAVE YOU MOVED RECENTLY?</b> If so, Please indicate old address:</p> <p>Street .....</p> <p>City .....State ..... Zip .....</p>	

**CUSTOM & QUIK SHIP CHOIR VESTMENTS & ACCESSORIES**

**ROBES**

Prod Code	Base		Accent (if any)		Style Option (cuff, hood, sleeveless)	Size Code	QTY	Unit Price	Price
	Fabric	Color	Fabric	Color					

**STOLES & SCAPULARS**

Prod Code	Base		Accent (if any)		Reverse		Size Code	QTY	Unit Price	Price
	Fabric	Color	Fabric	Color	Fabric	Color				

**EMBROIDERED SYMBOL INSTRUCTIONS**

Prod To Embroider (from above)				Symbol Front Side		Symbol Reverse Side		Unit Price	Price
Code	Base Color	Size	QTY	Code	Color	Code	Color		

**EMBROIDERED LETTERING INSTRUCTIONS**

Prod To Embroider (from above)				Lettering			Unit Price	Price
Code	Base Color	Size	QTY	Style	Color	Text		









STEPS IN DESIGNING & ORDERING	JACOBAN FRONTAL (PAGE 55)	COMMUNION TABLE RUNNER (PAGE 59)	ALTAR COVERS (PAGE 59)	ALTAR FRONTLETS (PAGE 56)	ALTAR SCARVES (PAGE 56)
1. Fill in <b>PRODUCT CODE</b> for basic item					
2. Choose <b>STYLE</b> or <b>QUANTITY</b> (circle choice)	<b>3 SIDED</b> <b>4 SIDED</b>		<b>FRONT DROP ONLY</b> <b>3 SIDED</b> <b>4 SIDED</b>	<b>SINGLE OR PAIR</b>	<b>SINGLE OR PAIR</b>
3. <b>MEASUREMENTS</b> Use drawings below as a guide, please provide <b>exact</b> measurements for item being ordered <b>Note: Be sure to give all requested measurements so that symbol can be properly centered on "DROP" portion of hanging.</b>	A _____ IN. B _____ IN. C _____ IN.	<b>SEE NOTE</b> A _____ IN. B _____ IN. E _____ IN. E + A + E _____ IN.	<b>SEE NOTE</b> A _____ IN. B _____ IN. E _____ IN.	<b>SEE NOTE</b> A _____ IN. B _____ IN. D _____ IN.	<b>SEE NOTE</b> A _____ IN. B _____ IN. D _____ IN.
4. For free standing altars, should Almy furnish an extra 6" of altar top linen to drop behind altar & hold hanging in place?	<b>YES</b> <b>NO</b>		<b>YES</b> <b>NO</b>	<b>YES</b> <b>NO</b>	<b>YES</b> <b>NO</b>
5. Indicate <b>FABRIC</b> (see pages 64–70)					
6. State <b>COLOR</b> of item					
7. If traditional Damask (see pages 64–65, 67–70) indicate <b>PATTERN</b>					
8. Choose <b>LINING COLOR</b> (circle or indicate choice)	<b>MATCHING</b> <b>GOLD</b> <b>OTHER</b> _____	<b>MATCHING</b> <b>GOLD</b> <b>OTHER</b> _____	<b>MATCHING</b> <b>GOLD</b> <b>OTHER</b> _____	<b>MATCHING</b> <b>GOLD</b> <b>OTHER</b> _____	<b>MATCHING</b> <b>GOLD</b> <b>OTHER</b> _____
9. Choose <b>FRINGE STYLE NO. &amp; COLOR</b> (pages 64–70)	NO. _____ COLOR _____	NO. _____ COLOR _____	NO. _____ COLOR _____	NO. _____ COLOR _____	NO. _____ COLOR _____
10. <b>SYMBOLS</b> (see pages 74–79 for choices, prices and Guide to Size Selection.)  A. Indicate symbol no. & size (For Contemporary Symbols 74–75, please submit color specifications if other than Gold/Silver combination) B. Select Method A or Method B (see page 78) of Applying Traditional Appliques (circle choice)	<b>FRONT DROP</b> NO. _____ SIZE _____ x _____  <b>BACK DROP</b> NO. _____ SIZE _____ x _____  <b>METHOD: A B</b>	<b>END DROP</b> NO. _____ SIZE _____ x _____  NO. _____ SIZE _____ x _____  <b>METHOD: A B</b>	<b>FRONT DROP</b> CENTER: NO. _____ SIZE _____ x _____ ENDS: NO. _____ SIZE _____ x _____  <b>BACK DROP</b> CENTER: NO. _____ SIZE _____ x _____ ENDS: NO. _____ SIZE _____ x _____  <b>METHOD: A B</b>	<b>FRONT DROP</b> NO. _____ SIZE _____ x _____ ENDS: NO. _____ SIZE _____ x _____  <b>METHOD: A B</b> APPLIED    UNAPPLIED	<b>FRONT DROP</b> NO. _____ SIZE _____ x _____ NO. _____ SIZE _____ x _____  <b>METHOD: A B</b>
11. <b>ORPHREY BANDINGS</b> (see pages 71–73 for choices, design suggestions, and prices) A. Indicate banding number B. State banding color C. Indicate banding arrangement for item ordered (see pages 55, 56, 59)	NO. _____ COLOR _____ ARRANGEMENT _____	NO. _____ COLOR _____ ARRANGEMENT _____		NO. _____ COLOR _____ ARRANGEMENT _____	NO. _____ COLOR _____ ARRANGEMENT _____
12. <b>MEMORIAL INSCRIPTION</b> for this item? If "Yes", specify wording below.					

**MEMORIAL INSCRIPTION**

**ITEM:** \_\_\_\_\_

**COLOR:** GOLD RED OTHER \_\_\_\_\_

**WORDING:** \_\_\_\_\_

\_\_\_\_\_

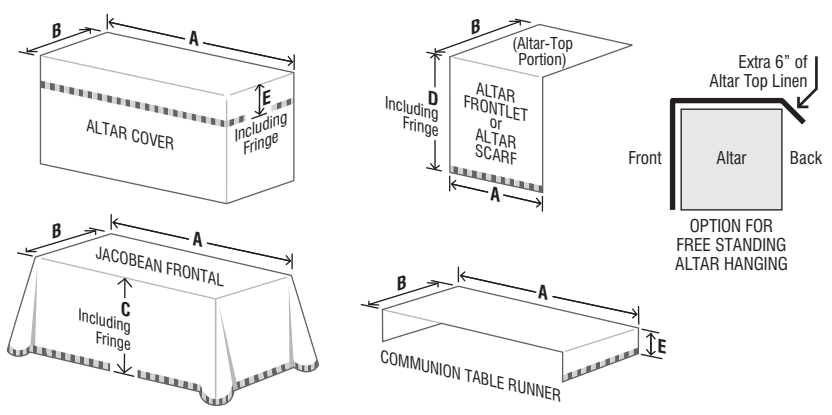
\_\_\_\_\_

\_\_\_\_\_

\_\_\_\_\_

\_\_\_\_\_

\_\_\_\_\_



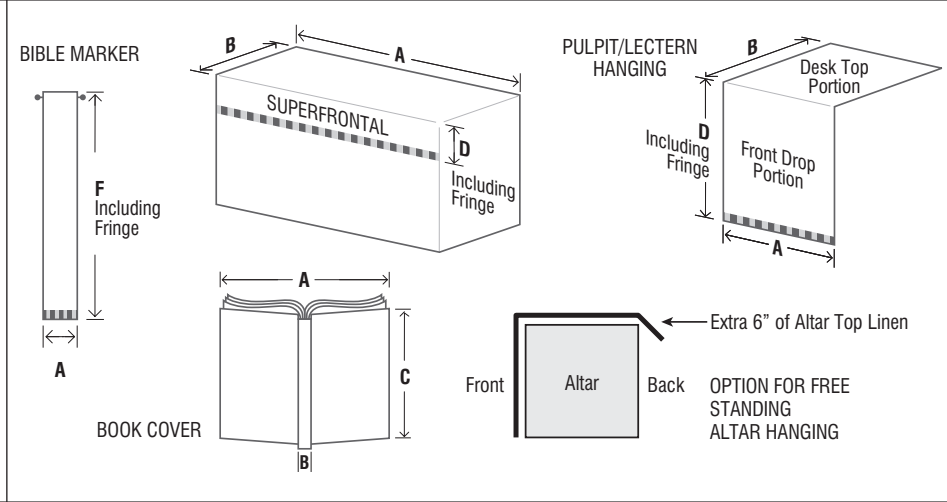









STEPS IN DESIGNING & ORDERING	SUPERFRONTAL (PAGE 55)	PULPIT HANGING (PAGE 58)	LECTERN HANGING (PAGE 58)	BIBLE MARKER (PAGE 58)	BOOK COVER (PAGE 60)
1. Fill in <b>PRODUCT CODE</b> for basic item					
2. Choose <b>QUANTITY</b> (circle choice)				<b>SINGLE OR PAIR</b>	
3. <b>MEASUREMENTS</b> Use drawings below as a guide, please provide <b>exact</b> measurements for item being ordered  <b>NOTE: Be sure to give all requested measurements so that symbol can be properly centered on "DROP" portion of hanging.</b>	<b>SEE NOTE</b> A _____ IN. B _____ IN. D _____ IN.	<b>SEE NOTE</b> A _____ IN. B _____ IN. D _____ IN. B+D _____ IN.	<b>SEE NOTE</b> A _____ IN. B _____ IN. D _____ IN. B+D _____ IN.	<b>STANDARD IS 4"X36"</b> IF OTHER SIZE IS DESIRED, STATE: A _____ IN. F _____ IN.	<b>EPISCOPAL GOSPEL BOOK</b> <b>CATHOLIC GOSPEL BOOK</b> <b>LUTHERAN LECTIONARY</b> <b>OTHER — please specify:</b> _____ A ___ B ___ C ___
4. <b>FOR FREE STANDING ALTARS</b> , should Almy furnish an extra 6" of altar top linen to drop behind altar & hold hanging in place?	<b>YES</b> <b>NO</b>				
5. Indicate <b>FABRIC</b> (see pages 64–70)					
6. State <b>COLOR</b> of item					
7. If traditional Damask (pages 64–65, 67–70) indicate <b>PATTERN</b>					
8. Choose <b>LINING COLOR</b> (circle or indicate choice)	<b>MATCHING</b> <b>GOLD</b> <b>OTHER</b> _____	<b>MATCHING</b> <b>GOLD</b> <b>OTHER</b> _____	<b>MATCHING</b> <b>GOLD</b> <b>OTHER</b> _____	<b>MATCHING</b> <b>GOLD</b> <b>OTHER</b> _____	
9. Choose <b>FRINGE STYLE NO. &amp; COLOR</b> (pages 64–70)	<b>COLOR</b> _____	<b>COLOR</b> _____	<b>COLOR</b> _____	<b>COLOR</b> _____	
10. <b>SYMBOLS</b> (see pages 74–79 for choices, prices, and Guide to Size Selection). <b>A.</b> Indicate symbol no. & size (For Contemporary Symbols 74–75, please submit color specifications if other than Gold/Silver combination) <b>B.</b> Select Method A or Method B (see page 78) of Applying Traditional Appliques (circle choice)	<b>CENTER</b> NO. _____ SIZE _____ x _____  <b>ENDS</b> NO. _____ SIZE _____ x _____  METHOD: A B	NO. _____ SIZE _____ x _____  METHOD: A B	NO. _____ SIZE _____ x _____  METHOD: A B	NO. _____ SIZE _____ x _____  METHOD: A B	
11. <b>ORPHREY BANDINGS</b> (see pages 71–73 for choices, design suggestions and prices) <b>A.</b> Indicate banding number <b>B.</b> State banding color <b>C.</b> Indicate banding arrangement for item ordered (see pages 55, 58 and 60)	NO. _____ COLOR _____ ARRANGEMENT _____	NO. _____ COLOR _____ ARRANGEMENT _____	NO. _____ COLOR _____ ARRANGEMENT _____	NO. _____ COLOR _____ ARRANGEMENT _____	
12. <b>Memorial Inscription</b> for this item? If "Yes", specify wording below					

**MEMORIAL INSCRIPTION**  
**ITEM:** \_\_\_\_\_  
**COLOR:** GOLD RED OTHER \_\_\_\_\_  
**WORDING:** \_\_\_\_\_  
 \_\_\_\_\_  
 \_\_\_\_\_  
 \_\_\_\_\_  
 \_\_\_\_\_  
 \_\_\_\_\_  
 \_\_\_\_\_







STEPS IN DESIGNING & ORDERING	CHASUBLE (PAGE 53)	DALMATIC (PAGE 54)	STOLE (PAGES 53)	MANIPLE (PAGE 53)	BURSE & VEIL (PAGE 60)										
1. Fill in <b>PRODUCT CODE</b> for basic item															
2. <b>STYLE</b> and <b>SIZE</b> information (circle choice) A. Style of chasuble (page 53) dalmatic (page 54), stoles (pages 53, 54) and burse (page 60) B. Size of chasuble or dalmatic (pages 53, 54)	<b>CHASUBLE GOTHIC</b>  SMALL MEDIUM LARGE AMPLE	<b>DALMATIC RND COLLAR    SQR COLLAR</b>  X-SMALL    X-SMALL SMALL        SMALL MEDIUM      MEDIUM LARGE        LARGE	<b>EUCCHARISTIC STOLE (FOR CHASUABLE, SEE PAGE 51)</b>  <b>DEACON STOLE (FOR DALMATIC, SEE PAGE 52)</b>		<b>BOOK BELLOWS</b>										
3. Indicate <b>FABRIC</b> (see pages 64–70).															
4. State <b>COLOR</b> of item															
5. If traditional Damask (pages 64–65, 67–70) indicate <b>PATTERN</b>															
6. Choose <b>LINING COLOR</b> (circle or indicate choice) A. Burse only (circle choice)	MATCHING    GOLD OTHER _____	MATCHING    GOLD OTHER _____	MATCHING    GOLD OTHER _____	MATCHING    GOLD OTHER _____	MATCHING    GOLD OTHER _____  WHITE LINEN OR AS ABOVE										
7. <b>TRIMMING INFORMATION</b> A. Fringe or tassel sytle no. & color (pages 64–70) for stole/maniple B. Cording color (pages 64–75) for burse & veil			NO. _____ COLOR _____	NO. _____ COLOR _____	MATCHING    GOLD OTHER _____										
8. <b>SYMBOLS</b> (see pages 74–79 for choices, prices, and Guide to Size Selection). A. Indicate symbol no. & size (For Contemporary Symbols 74–75, please submit color specifications if other than Gold/Silver combination) B. Select Method A or Method B (see page 78) of Applying Traditional Appliques (circle choice)  <b>VESICA</b>  <b>Style 1</b>  <b>Style 2</b>  <b>Style 3</b>  NO. _____ SIZE _____ x _____ <b>BACK</b> NO. _____ SIZE _____ x _____ METHOD: A B  VESSICA NO. _____ COLOR _____ FABRIC _____	<b>FRONT</b> NO. _____ SIZE _____ x _____ <b>BACK</b> NO. _____ SIZE _____ x _____ METHOD: A B	<b>FRONT</b> NO. _____ SIZE _____ x _____ <b>BACK</b> NO. _____ SIZE _____ x _____ METHOD: A B	<b>FRONT</b> NO. _____ SIZE _____ x _____ <b>BACK</b> NO. _____ SIZE _____ x _____ METHOD: A B	<b>FRONT</b> NO. _____ SIZE _____ x _____ <b>BACK</b> NO. _____ SIZE _____ x _____ METHOD: A B	<b>BURSE</b> NO. _____ SIZE _____ x _____  <b>VEIL</b> NO. _____ SIZE _____ x _____ METHOD: A B										
9. <b>ORPHREY BANDINGS</b> (see pages 71–73 for choices, design suggestions and prices). A. Indicate banding number B. State banding color C. Indicate banding arrangement for item, ordered (see pages 53, 54 and 60).	NO. _____ COLOR _____ ARRANGEMENT _____	NO. _____ COLOR _____ ARRANGEMENT _____	NO. _____ COLOR _____ ARRANGEMENT _____	NO. _____ COLOR _____ ARRANGEMENT _____	NO. _____ COLOR _____ ARRANGEMENT _____										
10. <b>MEASUREMENTS</b> for dimensions other than standard, please provide requested information.	<b>BACK LENGTH</b> _____ IN.  <b>WIDTH</b> _____ IN.	<b>BACK LENGTH</b> _____ IN.  <b>WIDTH</b> _____ IN.	<b>LENGTH EACH SIDE</b> _____ IN.  <b>WIDTH</b> _____ IN.	<b>LENGTH EACH SIDE</b> _____ IN.  <b>WIDTH</b> _____ IN.	<b>BURSE</b> STD 9"X9" _____ x _____  <b>VEIL</b> STD 24"X24" _____ x _____										
11. <b>MEMORIAL INSCRIPTION</b> for this item? If "Yes", specify wording below															
<table border="0"> <tr> <td style="width: 35%;"><b>MEMORIAL INSCRIPTION</b></td> <td><b>WORDING:</b> _____</td> </tr> <tr> <td><b>ITEM:</b> _____</td> <td>_____</td> </tr> <tr> <td><b>COLOR:</b> GOLD RED OTHER _____</td> <td>_____</td> </tr> <tr> <td></td> <td>_____</td> </tr> <tr> <td></td> <td>_____</td> </tr> </table>						<b>MEMORIAL INSCRIPTION</b>	<b>WORDING:</b> _____	<b>ITEM:</b> _____	_____	<b>COLOR:</b> GOLD RED OTHER _____	_____		_____		_____
<b>MEMORIAL INSCRIPTION</b>	<b>WORDING:</b> _____														
<b>ITEM:</b> _____	_____														
<b>COLOR:</b> GOLD RED OTHER _____	_____														
	_____														
	_____														



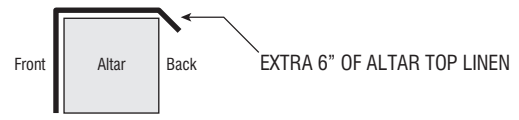


<p><b>CUSTOMER</b>    <input type="checkbox"/> Church/Institution    <input type="checkbox"/> Individual</p> <p>Customer Number .....</p> <p>Title (if individual)..... Name .....</p> <p>Mailing Address 1 .....</p> <p>Mailing Address 2 .....</p> <p>City .....State ..... Zip .....</p>	<p><b>DELIVER TO</b> (if different from customer mailing address):</p> <p>Name .....</p> <p>At/Attn .....</p> <p>Street .....</p> <p>City ..... State ..... Zip .....</p> <p>Daytime Phone ..... E-mail.....</p>
<p>Person to Contact with Questions .....</p> <p>Daytime Phone (    ) .....</p> <p>E-Mail Address .....</p> <p>Church Affiliation &amp; Denomination .....</p> <p>If Seminarian, Graduation Date &amp; School Attending .....</p>	<p><b>PAYMENT INFORMATION</b>  <b>HALF-OFF Ground Delivery Charges for Prepaid Orders to USA and Canada</b></p> <p><input type="checkbox"/> CHECK ENCLOSED    <input type="checkbox"/> ALMY 30-DAY CHARGE</p> <p><input type="checkbox"/>     <input type="checkbox"/>     <input type="checkbox"/>     <input type="checkbox"/> </p> <p>Card No. .... Exp. Date ..... Sec. Code .....</p> <p>Name on Card .....</p> <p><b>CARD STATEMENT ADDRESS</b></p> <p><input type="checkbox"/> Same as Customer Address    <input type="checkbox"/> Different Address (See Below)</p> <p>Mailing Address .....</p> <p>City ..... State ..... Zip.....</p> <p>Signature .....</p>
<p><b>HAVE YOU MOVED RECENTLY?</b> If so, Please indicate old address:</p> <p>Street .....</p> <p>City .....State ..... Zip .....</p>	

**COORDINATED SANCTUARY SETS (PAGES 2-29)**

PRODUCT CODE	ALMY USE	SIZE	QTY	DESCRIPTION	FABRIC	MEASUREMENTS					UNIT PRICE	TOTAL PRICE
						A	B	C	D	F		

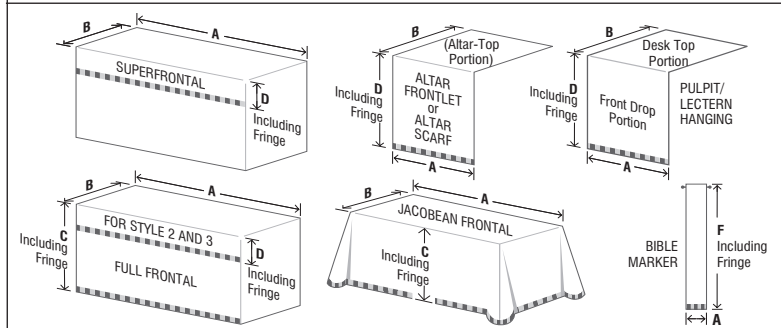
FOR HANGINGS FOR FREESTANDING ALTARS, SHOULD ALMY FURNISH AN EXTRA 6" OF ALTAR TOP LINEN TO DROP BEHIND ALTAR AND HOLD HANGINGS IN PLACE?     YES     NO



**MEMORIAL EMBROIDERY INFORMATION**

ITEM TO BE INSCRIBED	WORDING: PLEASE PRINT, WE WILL DETERMINE PROPER LOCATION AND LAYOUT, OR YOU MAY SPECIFY TO INDICATE END OF LINE, USE A SLASH	QTY OF LETTERS	PRICE PER LETTER	TOTAL MEMORIAL PRICE




**ITEM TO BE EMBROIDERED** \_\_\_\_\_ **LOCATION** \_\_\_\_\_



Merchandise Amount	
Delivery <i>SEE POLICY CHART ON PAGE 201</i>	
Sales Tax (NY, ME & CT deliveries only)	
Order Sub-Total Thank You!	
Pre-payment/remittance amount	
<b>BALANCE</b>	





STEPS IN DESIGNING & ORDERING	COPE (PAGE 51)	MITER (PAGE 50)	HUMERAL VEIL (PAGE 50)	FUNERAL PALL (PAGE 61)	ALTAR PILLOW (PAGE 137)										
1. Fill in <b>PRODUCT CODE</b> if available															
2. Choose <b>STYLE</b> (circle choice)	<b>SONORA</b> <b>GOthic</b> <b>CATHEDRAL</b>	<b>LINEN</b>  <b>ORNAMENTED</b>		<b>ROUND CORNERS</b>  <b>SQUARE CORNERS</b>											
3. Indicate <b>FABRIC</b> (see pages 64–70)															
4. State <b>COLOR</b> of item															
5. If traditional Damask (pages 64–65, 67–70) indicate <b>PATTERN</b>															
6. Choose <b>LINING COLOR</b> (circle or indicate choice)	<b>MATCHING GOLD</b> <b>OTHER _____</b>	<b>MATCHING GOLD</b> <b>OTHER _____</b>	<b>MATCHING GOLD</b> <b>OTHER _____</b>	<b>MATCHING GOLD</b> <b>OTHER _____</b>											
<b>7. TRIMMING INFORMATION</b> <b>A.</b> Fringe and/or tassel, style no. & color (pages 64–70) for cope, miter. <b>B.</b> Cording or galloon style no. & color (pages 64–70) for pall, pillows.	<b>FRINGE NO.</b> _____ <b>COLOR</b> _____ <b>TASSEL NO.</b> _____ <b>COLOR</b> _____	<b>FRINGE FOR LAPPETS NO.</b> _____ <b>COLOR</b> _____		<b>GALLOON NO.</b> _____ <b>COLOR</b> _____	<b>TASSELS NO.</b> _____ <b>COLOR</b> _____ <b>CORDING NO.</b> _____ <b>COLOR</b> _____										
<b>8. SYMBOLS</b> (see pages 74–79 for symbol choices, prices, and guide to size and selection). <b>A.</b> Indicate symbol no. & size (for contemporary symbols 74–75, please submit color specifications if other than gold/silver combination) <b>B.</b> Select Method A or Method B (see page 78) of Applying Traditional Appliques (circle choice) <b>C.</b> Specify vesica shape & color for cope or pall  <b>VESICA</b>  <b>Style 1</b>  <b>Style 2</b>  <b>Style 3</b>	<b>NO.</b> _____ <b>SIZE</b> _____ <b>X</b> _____ <b>METHOD: A OR B</b>  <b>VESICA NO.</b> _____ <b>COLOR</b> _____ <b>FABRIC</b> _____		<b>NO.</b> _____ <b>SIZE</b> _____ <b>X</b> _____ <b>METHOD: A OR B</b>	<b>NO.</b> _____ <b>SIZE</b> _____ <b>X</b> _____ <b>METHOD: A OR B</b>  <b>VESICA NO.</b> _____ <b>COLOR</b> _____ <b>FABRIC</b> _____											
<b>9. ORPHREY BANDINGS</b> (see pages 71–73 for choices, design suggestions, and prices) <b>A.</b> Indicate banding number <b>B.</b> State banding color <b>C.</b> Indicate banding arrangement for item ordered (see pages 50, 51 and 61)  <i><b>NOTE: Cope hood is often made to match orphrey banding. if you prefer other material and color, please specify</b></i>	<b>FRONT ORPHERY NO.</b> _____ <b>COLOR</b> _____  <b>HOOD (IF DIFFERENT FROM FRONT ORPHERY)</b> <b>FABRIC</b> _____ <b>COLOR</b> _____	<b>NO.</b> _____ <b>COLOR</b> _____  <b>MATCHING BANDING ON LAPPETS?</b> <b>YES</b> <b>NO</b>	<b>NO.</b> _____ <b>COLOR</b> _____  <b>ARRANGEMENT</b> _____	<b>NO.</b> _____ <b>COLOR</b> _____  <b>ARRANGEMENT</b> _____											
<b>10. MEASUREMENTS</b> please provide all information requested	<b>CHEST</b> _____ <b>IN.</b> <b>HEIGHT *</b> _____ <b>IN.</b>  <i>*COPE WILL BE MADE TO FALL 3" FROM FLOOR</i>	<b>LOW – 8" HIGH</b> <b>MEDIUM – 10" HIGH</b> <b>HIGH – 11" HIGH</b>  <b>HEAD CIRCUMFERENCE</b> _____ <b>IN.</b>	<b>STANDARD:</b> 24" X 108" <b>OTHER</b> _____ <b>X</b> _____	<b>URN PALL</b> 26" X 26" <b>FUNERAL PALL</b> 9' X 5' 10' X 6' 11' X 7' <b>OTHER</b> _____ <b>X</b> _____	<b>STANDARD</b> 14" X 19"  <b>OTHER</b> _____ <b>X</b> _____										
<b>11. MEMORIAL INSCRIPTION</b> for this item? if yes, specify wording below															
<table> <tr> <td data-bbox="178 1699 613 1758"><b>MEMORIAL INSCRIPTION</b></td> <td data-bbox="613 1699 1578 1758"><b>WORDING:</b> _____</td> </tr> <tr> <td data-bbox="178 1758 613 1817"><b>ITEM:</b> _____</td> <td data-bbox="613 1758 1578 1817">_____</td> </tr> <tr> <td data-bbox="178 1817 613 1876"><b>COLOR:</b> GOLD RED OTHER _____</td> <td data-bbox="613 1817 1578 1876">_____</td> </tr> <tr> <td data-bbox="178 1876 613 1935">_____</td> <td data-bbox="613 1876 1578 1935">_____</td> </tr> <tr> <td data-bbox="178 1935 613 2004">_____</td> <td data-bbox="613 1935 1578 2004">_____</td> </tr> </table>						<b>MEMORIAL INSCRIPTION</b>	<b>WORDING:</b> _____	<b>ITEM:</b> _____	_____	<b>COLOR:</b> GOLD RED OTHER _____	_____	_____	_____	_____	_____
<b>MEMORIAL INSCRIPTION</b>	<b>WORDING:</b> _____														
<b>ITEM:</b> _____	_____														
<b>COLOR:</b> GOLD RED OTHER _____	_____														
_____	_____														
_____	_____														





**CM ALMY**

28 KAYSAL COURT, ARMONK, NY 10504-1344  
1.800.225.2569 FAX 1.800.426.2569 www.almy.com

Prices effective through August 19, 2019

Subject to change prior to that date.

<p><b>CUSTOMER</b>    <input type="checkbox"/> Church/Institution    <input type="checkbox"/> Individual</p> <p>Customer Number .....</p> <p>Title (if individual)..... Name .....</p> <p>Mailing Address 1 .....</p> <p>Mailing Address 2 .....</p> <p>City .....State ..... Zip .....</p>	<p><b>DELIVER TO</b> (if different from customer mailing address):</p> <p>Name .....</p> <p>At/Attn .....</p> <p>Street .....</p> <p>City ..... State ..... Zip .....</p> <p>Daytime Phone ..... E-mail.....</p>
---	--

<p>Person to Contact with Questions .....</p> <p>Daytime Phone (    ) .....</p> <p>E-Mail Address .....</p> <p>Church Affiliation &amp; Denomination .....</p> <p>If Seminarian, Graduation Date &amp; School Attending .....</p>	<p><b>PAYMENT INFORMATION</b> <i>HALF-OFF Ground Delivery Charges for Prepaid Orders to USA and Canada</i></p> <p><input type="checkbox"/> CHECK ENCLOSED    <input type="checkbox"/> ALMY 30-DAY CHARGE</p> <p><input type="checkbox"/>     <input type="checkbox"/>     <input type="checkbox"/>     <input type="checkbox"/> </p> <p>Card No. .... Exp. Date ..... Sec. Code .....</p> <p>Name on Card .....</p>
---	---

<p><b>HAVE YOU MOVED RECENTLY?</b> If so, Please indicate old address:</p> <p>Street .....</p> <p>City .....State ..... Zip .....</p>	<p><b>CARD STATEMENT ADDRESS</b></p> <p><input type="checkbox"/> Same as Customer Address    <input type="checkbox"/> Different Address (See Below)</p> <p>Mailing Address .....</p> <p>City ..... State ..... Zip.....</p> <p>Signature .....</p>
---	--

QTY	DESCRIPTION <i>(Style, Fabric, Color, Finish)</i>	PRODUCT CODE	SIZE	SEX M/F	MEASUREMENT IN INCHES <i>(See guide on reverse and provide measurements requested below)</i>												UNIT PRICE	TOTAL MERCHANDISE PRICE
					A	B	C	D	E	F	H	I	J	K	M	R		
1	Anglican Cassock-Wool Bld, R-P	34116		M	15½	40	34	70		33			1¼	2	7			

<p align="center"><b>MEASUREMENTS AND INFORMATION REQUIRED FOR ITEMS</b> <i>(To insure proper preparation of your order, please follow the measuring instructions on reverse and note each measurement in the appropriate space above. Thank You.)</i></p> <table style="width:100%;"> <tr> <td style="width:25%; vertical-align: top;"> <p><b>CASSOCKS</b></p> <p><b>A</b> Collar Size <b>B</b> Chest/Bust <b>C</b> Waist <b>D</b> Height <b>E</b> Hips <b>F</b> Arm Length <b>J</b> Collar Height <b>K</b> Collar Opening (Style)</p> <p><b>CHIMERES</b></p> <p><b>B</b> Chest <b>D</b> Height</p> </td> <td style="width:25%; vertical-align: top;"> <p><b>WRIST CUFFS &amp; BANDS</b></p> <p><b>M</b> Wrist</p> <p><b>VEST/RABAT</b></p> <p><b>A</b> Collar Size <b>B</b> Chest <b>H</b> Front Length to Waist <b>J</b> Collar Height <b>K</b> Collar Opening (Style)</p> <p><b>MITERS, BIRETTAS, ZUCCHETTOS</b></p> <p><b>I</b> Head Measurement (or hat size)</p> </td> <td style="width:25%; vertical-align: top;"> <p><b>ROCHETS</b></p> <p><b>B</b> Chest <b>D</b> Height <b>F</b> Arm Length <b>M</b> Wrist</p> <p><b>SHIRTS</b></p> <p><b>A</b> Collar Size <b>F</b> Sleeve Length</p> <p><b>COPEES</b></p> <p><b>B</b> Chest <b>D</b> Height</p> </td> <td style="width:25%; vertical-align: top;"> <p><b>COLLARETTES</b></p> <p><b>A</b> Collar Size <b>J</b> Collar Height <b>K</b> Collar Opening (Style)</p> <p><b>RINGS</b></p> <p>Indicate ring size in area marked "size" above. Rings usually are worn on third finger of right hand.</p> <p><b>SCARF</b> <i>(Please circle preferred placement of seals)</i></p> <p><b>SEAL:</b> wearers left or right at chest or scarf end <b>SEAL:</b> wearers left or right at chest or scarf end</p> </td> </tr> </table>	<p><b>CASSOCKS</b></p> <p><b>A</b> Collar Size <b>B</b> Chest/Bust <b>C</b> Waist <b>D</b> Height <b>E</b> Hips <b>F</b> Arm Length <b>J</b> Collar Height <b>K</b> Collar Opening (Style)</p> <p><b>CHIMERES</b></p> <p><b>B</b> Chest <b>D</b> Height</p>	<p><b>WRIST CUFFS &amp; BANDS</b></p> <p><b>M</b> Wrist</p> <p><b>VEST/RABAT</b></p> <p><b>A</b> Collar Size <b>B</b> Chest <b>H</b> Front Length to Waist <b>J</b> Collar Height <b>K</b> Collar Opening (Style)</p> <p><b>MITERS, BIRETTAS, ZUCCHETTOS</b></p> <p><b>I</b> Head Measurement (or hat size)</p>	<p><b>ROCHETS</b></p> <p><b>B</b> Chest <b>D</b> Height <b>F</b> Arm Length <b>M</b> Wrist</p> <p><b>SHIRTS</b></p> <p><b>A</b> Collar Size <b>F</b> Sleeve Length</p> <p><b>COPEES</b></p> <p><b>B</b> Chest <b>D</b> Height</p>	<p><b>COLLARETTES</b></p> <p><b>A</b> Collar Size <b>J</b> Collar Height <b>K</b> Collar Opening (Style)</p> <p><b>RINGS</b></p> <p>Indicate ring size in area marked "size" above. Rings usually are worn on third finger of right hand.</p> <p><b>SCARF</b> <i>(Please circle preferred placement of seals)</i></p> <p><b>SEAL:</b> wearers left or right at chest or scarf end <b>SEAL:</b> wearers left or right at chest or scarf end</p>	<table style="width:100%;"> <tr><td>Total Merchandise Amount</td><td></td></tr> <tr><td>Subtotal</td><td></td></tr> <tr><td>Delivery</td><td></td></tr> <tr><td>Sales Tax (ME, NY &amp; CT deliveries only)</td><td></td></tr> <tr><td><b>Total</b></td><td></td></tr> </table>	Total Merchandise Amount		Subtotal		Delivery		Sales Tax (ME, NY & CT deliveries only)		<b>Total</b>	
<p><b>CASSOCKS</b></p> <p><b>A</b> Collar Size <b>B</b> Chest/Bust <b>C</b> Waist <b>D</b> Height <b>E</b> Hips <b>F</b> Arm Length <b>J</b> Collar Height <b>K</b> Collar Opening (Style)</p> <p><b>CHIMERES</b></p> <p><b>B</b> Chest <b>D</b> Height</p>	<p><b>WRIST CUFFS &amp; BANDS</b></p> <p><b>M</b> Wrist</p> <p><b>VEST/RABAT</b></p> <p><b>A</b> Collar Size <b>B</b> Chest <b>H</b> Front Length to Waist <b>J</b> Collar Height <b>K</b> Collar Opening (Style)</p> <p><b>MITERS, BIRETTAS, ZUCCHETTOS</b></p> <p><b>I</b> Head Measurement (or hat size)</p>	<p><b>ROCHETS</b></p> <p><b>B</b> Chest <b>D</b> Height <b>F</b> Arm Length <b>M</b> Wrist</p> <p><b>SHIRTS</b></p> <p><b>A</b> Collar Size <b>F</b> Sleeve Length</p> <p><b>COPEES</b></p> <p><b>B</b> Chest <b>D</b> Height</p>	<p><b>COLLARETTES</b></p> <p><b>A</b> Collar Size <b>J</b> Collar Height <b>K</b> Collar Opening (Style)</p> <p><b>RINGS</b></p> <p>Indicate ring size in area marked "size" above. Rings usually are worn on third finger of right hand.</p> <p><b>SCARF</b> <i>(Please circle preferred placement of seals)</i></p> <p><b>SEAL:</b> wearers left or right at chest or scarf end <b>SEAL:</b> wearers left or right at chest or scarf end</p>												
Total Merchandise Amount															
Subtotal															
Delivery															
Sales Tax (ME, NY & CT deliveries only)															
<b>Total</b>															





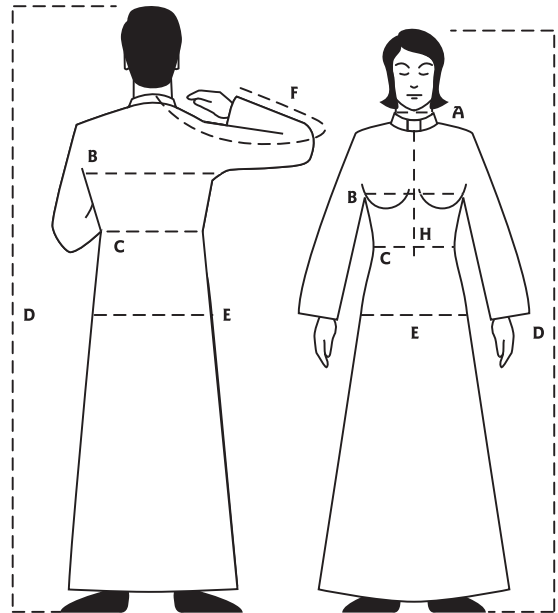
# Required Measurements for Custom-Tailored Clergy Apparel

*When preparing to order custom-tailored clergy apparel, please:*

- Note the body measurements that are required for each garment in the table below
- Have your measurements taken according to the instructions for each body dimension. Do not attempt to measure yourself.
- Make a record of each measurement/size for use when you call or order on [almy.com](http://almy.com)

- A COLLAR/NECK** Wrap a measuring tape around lower part of neck, not too tight. Inches = size. Or check the neck size in the label in a dress shirt that fits comfortably and specify that.
- B CHEST/BUST** Measure around fullest part of chest keeping tape under arms and around shoulder blades. Measure “loosely”; with a couple of fingers under the tape. Women, please note that bra size is not chest/bust size — please measure. Inches = size.
- C WAIST** Measure at level of navel (above usual waistline, particularly for men), over a shirt. Measure “loosely”; with a couple of fingers under the tape. Inches = size.
- D HEIGHT** Stand in stocking feet with heels and back against wall. Mark height on wall and measure from mark to the floor. Inches=height.

- E HIP** Measure around fullest part of hip and seat. Measure “loosely”; with a couple of fingers under the tape. Inches = size.
- F ARM LENGTH** Bend elbow and measure from center back of neck, over shoulder to elbow and wrist bone. Inches=size.
- H FRONT LENGTH TO WAIST** Measure from base of collar down front to the bottom of the belt line. Inches=size.
- I HEAD** Wrap flexible measuring tape around largest part of head, about 1” above eyebrows. Read tape to nearest 1/8”. Almy will convert to the correct hat size.
- J COLLAR HEIGHT** Note the height at the front of your clerical collar—usually 1”, 1 1/4” or 1 1/2”.
- K COLLAR OPENING** Indicate the width of the collar opening you prefer on custom tailored cassocks or rabats. Almy standards are 1” for Roman styles, 2” for Anglican styles.
- M WRIST** Measure around widest part of wrist for writing hand. Inches=size.
- R RING** Visit a local jeweler and obtain the size of the finger on which you will wear your Episcopal ring — usually 3rd finger on right hand.



*Almy reserves the right not to accept returns of custom-made items accurately tailored to measurements supplied by customers. We are pleased to provide complimentary measuring tapes, on request.*

Garment	A Collar Neck	B Chest/Bust	C Waist	D Height	E Hips	F Arm Length	H Front Length	I Head	J Collar Height	K Collar Opening	M Wrist	R Ring
Cassock	●	●	●	●	●	●			●	●		
Band Cincture			●									
Rochet		●		●		●					●	
Chimere		●		●								
Wrist Bands											●	
Vest/Rabat	●	●	●				●		●	●		
Collarette	●								●	●		
Shirt	●					●						
Miter, Biretta, Zucchetto								●				
Cope		●		●								

My Measurements	A Collar Neck	B Chest/Bust	C Waist	D Height	E Hips	F Arm Length	H Front Length	I Head	J Collar Height	K Collar Opening	M Wrist	R Ring
Date												

