

# Candle Use and Care

Follow these simple guidelines for using and caring for your Almy Liquid Candles™

## Refilling Your Candles with Almy's KerryLiquid™

**Refill frequency.** The refill frequency for your candles is determined by the number of hours each week you burn your candles and the diameter of the candles you have. Larger diameter candles hold more KerryLiquid™ than smaller diameter candles, and will burn more hours between refills. Customers tell us that they develop regular times each week to refill their candles and then adjust the schedule when festive seasons or special occasions require extra hours of burn time.

### Almy Liquid Candle Size & Burn Hours

CANDLE DIAMETER	CANDLE HEIGHT	
	6 TO 8 INCHES	9 INCHES AND UP
	APPROXIMATE BURN HOURS	
1"	3.8	5.5
1 1/4"	4.5	6.5
1 1/2"	8	12
2"	12	26
3"	31	67

*Note that draughts in your church caused by air conditioning, fans or open windows may cause your candles to burn faster.*

**Where to refill** You can refill your candles in their candlesticks or candelabra, or you can move them to your sacristy. Almy's Candle Carrier is a practical way to transport and hold your candles for refilling.

#### When refilling:

- Remove candle top by unscrewing, and set aside.
- Use a 210 hour bottle, spigot, or pump to refill candle to about 3/4" from top.
- Replace top.
- Adjust wick height to 1/8" — see below.






Candle Carrier

## Adjust the QuickWick™ in the Candle Top to the Correct Height

When candles first arrive from Almy, or as they are handled in church over time, the QuickWick height may vary from the ideal 1/8". Simply use a T pin (included with free packages of replacement wicks) and follow these instructions for adjusting the height of your wicks.

- Unscrew the candle top and remove it, with QuickWick.
- Insert the T pin into the wick loop at the top of the wick holder. Pull gently on the wick from below the candle-top until the wick is tight around the pin at the top of the wick holder. This insures the correct 1/8" height for the wick.
- *Never trim or cut QuickWicks.* Liquid candles don't burn down and neither do QuickWicks. Made of pure fiberglass, they will last at least 1,000 hours if you burn KerryLiquid.



## Replacing QuickWicks™

In time, heat will fuse the fibers in QuickWicks and they will become less efficient at drawing liquid from the candle. Free replacement QuickWicks are available for Almy's KerryLiquid Customers: call 1-800-225-2569 or visit [www.almy.com](http://www.almy.com).

- Remove old wick. Make sure the candle-top is cool. Unscrew the candle top and pull the old wick from below the wick holder.
- Thread copper wire (provided with QuickWicks) through the top loop of the QuickWick.
- Push the wire ends into the wick holder from the underside of the candle-top. When wire ends appear at the top of the wick holder, pull on them until the wick loop appears. Remove and save the wire.
- Insert the T pin (provided with QuickWicks) into the wick loop and pull gently on the wick from below the candle-top until the wick is tight around the pin at the top of the wick holder. This insures the correct height for the wick and flame.
- Replace the wick and candle top on the body of the candle. Allow 2 minutes for it to be completely moistened by KerryLiquid before lighting.

## Cleaning and Polishing Candles

Almy Liquid Candles are made to last, yet, like any church appointment, they should be cleaned at least once a year.

- Remove your candles from their candlesticks or candelabra and carry to the sacristy. Almy's Candle Carrier is a practical way to transport your candles for cleaning.
- Unscrew the candle tops and pour any liquid in the candles into a container so that it can be reused.
- Remove QuickWicks by pulling from the underside of the candle tops. Set aside to be reinstalled or discard. This is an ideal time to replace old wicks with new — see instructions opposite.
- Wash nylon candle parts with warm water and cleansing liquid. Almy's Candle Cleaning solution, a part of our Candle Cleaning Kit is very effective and completely organic. For candles that have not been cleaned for some time, stubborn stains can be removed by rubbing nylon sections with a fine Scotchbrite® scouring pad or sponge.
- Polish brass candle parts with brass polish. We recommend Almy's WOW™ metal polish, or the light-duty brass polish included in our Candle Cleaning Kit.
- When candle parts are completely dry, replace QuickWicks following the instructions opposite.
- Refill your candles with KerryLiquid, screw the tops back on and place back in candlesticks or candelabra. Good as new!



**CM ALMY**

800.225.2569 [www.almy.com](http://www.almy.com)



AS308-1

# Almy Liquid Candles™

Setting Up and Caring For Your Candles



**CM ALMY**

OUTFITTERS TO THE CHURCH AND CLERGY SINCE 1892

# Almy Liquid Candles™ Candle Set Up

Thank you for purchasing Almy Liquid Candles. Your new candles are the product of years of refinement guided by the thousands of American churches who use them. Almy Liquid Candles are the cleanest, safest and most economical way to preserve the beauty of living light in your church. Follow these simple steps to set up and maintain your candles.

*No wax . . . no mess . . . no worries!*

## 1 Fit your candle to your candlestick or candelabrum

Almy Liquid Candles are made in 1", 1½", 1¾", 2" and 3" diameters, but they will fit any candlestick. The unique threaded hole in the bottom of every Almy candle accepts free, in-stock adapters in sizes to fit virtually any candle socket. And it also enables Almy Liquid Candles to screw directly onto the candle holder of any new Almy candlestick.

### A Candlesticks with Threaded Stud Fittings


Many Kerry candlesticks (and almost all Almy candlesticks sold today) are made with a fixed threaded stud in place of the traditional candle socket. If your candlestick is one of these, simply screw your Almy Liquid Candle onto the candlestick stud and you have a perfect fit — see illustration A.



### B Candlesticks with Socket Fittings

Most older candlesticks are equipped with sockets designed to accept wax candles. We have free adapters in stock in a wide variety of diameters that screw into the bottom of Almy Liquid Candles and enable them to fit most sockets. Simply measure the inside diameter of your candlestick sockets before you order your Almy Liquid Candles. Use our free Almy Socket Gauge (they are included with every Free Trial Sample), or an inexpensive caliper available at any hardware store.

Select one of our free adapters



Screw the adapter to the bottom of your Almy Liquid Candle



A perfect fit!



Measure the inside diameter of your socket



## 2 Adjust the QuickWick™ in the Candle Top to the Correct Height

When candles first arrive from Almy, or as they are handled in church over time, the QuickWick height may vary from the ideal 3/8". Simply use a T pin (included with free packages of replacement wicks) and follow these instructions for adjusting the height of your wicks.

- Unscrew the candle top and remove it, with QuickWick.
- Insert the T pin into the wick loop at the top of the wick holder. Pull gently on the wick from below the candle-top until the wick is tight around the pin at the top of the wick holder. This ensures the correct 3/8" height for the wick.
- **Never trim or cut QuickWicks.** Liquid candles don't burn down and neither do QuickWicks. Made of pure fiberglass, they will last at least 1,000 hours if you burn Kerry Liquid.

## 3 Fill Your Candle with Almy's Kerry Liquid™

- Fill to a level about 3/4" from the top of the candle.
- For best performance, and to maintain the guarantee on your candles, burn only Almy's Kerry Liquid in your candles. It is the purest formulation available. It is also Quad Filtered to ensure the cleanest, longest-burning performance for your candles.

## 4 Wait for 2 Minutes and Light Your Candles

- A dry QuickWick takes a few moments to draw liquid up from the candle and become completely moistened.
- Your candle should produce a clean, steady flame that is about 3/8" high. Do not attempt to enlarge the flame by increasing the length of the wick: it will cause the soot and dramatically increase the rate at which the candle consumes liquid.



## Solutions for Uncommon Candle Fit Problems

We can help you adapt Almy Liquid Candles for any kind of church candlestick.



### Tapered Sockets?

Our exclusive Flexible Adapters will let your candles fit any tapered socket from 3/8" to 1" diameter. Simply clean your socket of wax residue that can make it slippery, screw the flexible adapter to the bottom end of your candle, and insert it into your socket with a slight clockwise twist.



### Need to change candlestick sockets?

We offer a variety of ways to change your candlestick sockets to that they will accept Almy Liquid Candles. Ask your Account Manager or Customer Service Representative for our "Changing the Candle Socket" instruction sheet and related free fittings.



## Questions & Answers

### Almy's Liquid Candles & Pure KerryLiquid Candle Fuel

**Q** What are Liquid Candles?

**A** Liquid Candles are lamps made to look like traditional solid wax candles. They burn liquid fuel — the best is Almy's KerryLiquid. Almy's Liquid Candles are formed from a beeswax-colored nylon material that is extremely durable and natural looking. Each contains a reservoir for KerryLiquid in which a long lasting fiberglass wick is suspended. The wick holder and all other metal fittings are made of solid brass. Liquid Candles which are carefully designed more than match the beauty of solid wax candles.

**Q** What is the main advantage of Liquid Candles over solid wax candles?

**A** Cleanliness. Liquid Candles eliminate forever the hours of work and the damage caused by drippings from solid wax candles. Our KerryLiquid easily washes out of linens and other textiles and it never stains. Finally, KerryLiquid burns cleaner, producing less soot and smoke than solid wax candles.

**Q** Are Liquid Candles as safe as solid wax candles?

**A** Liquid Candles are the safest natural flame candles obtainable. Because they don't "burn down," Liquid Candles avoid the common hazards posed by solid wax candles: splitting and breaking, and throwing burning wick cinders. Like solid wax, liquid burns "on the wick" but is difficult to set aflame otherwise. And its high flash point makes KerryLiquid safe to store on the church premises.

**Q** We spend a lot of money on candles now. Can Liquid Candles help with our budget?

**A** Yes! Almy Liquid Candles are an investment which will pay dividends, because the KerryLiquid they burn is much less expensive than solid wax candles. Also, the bottom third or half of the solid wax candle that most churches throw away represents waste which will be eliminated by Liquid Candles. Add the savings from no longer having to clean, repair or replace soiled or damaged linens, hangings and fixtures, and Liquid Candles make great economic sense.

**Q** Our church has burned wax candles ever since I can remember. Aren't they the traditionally correct thing for the altar?

**A** No, not really. As traditionalists ourselves, we at Almy have given considerable thought and research to this question. In fact, the earliest devices for lighting the altar area were not candles at all, but metal or ceramic lamps fueled by liquid vegetable oils. Candles were a later innovation. You might think of our Liquid Candles as lamps in the original tradition.

**Q** Doesn't church law require the use of beeswax candles?

**A** No. In the various liturgical churches of Western Christianity there is no current rubric or canon requiring the use of beeswax candles. The custom of burning beeswax candles has given way, in many places, to more convenient and economical forms of liturgical lighting. Many churches have had to give up the use of beeswax candles (or even 51% beeswax candles) because they have become so expensive and, quite frankly, difficult to maintain. Almy Liquid Candles offer an acceptable, practical and, above all, beautiful alternative.

**Q** Is Almy the only supplier of Liquid Candles?

**A** Several styles of Liquid Candles have been distributed by a number of suppliers in North America for a number of years now. Our candles are designed, fabricated and sold exclusively by Almy, and offer several unique advantages to your church.

**Q** What are the special advantages offered by Almy's Liquid Candles?

**A** **INCOMPARABLE BEAUTY** Almy candles are designed and proportioned to replicate the classic beauty of solid wax candles. Most liquid candle makers offer styles and sizes which are not consistent with traditional solid wax candle dimensions. As a result, they are not well matched to existing candlesticks and represent a real aesthetic compromise. Almy provides the widest range of traditional sizes and styles available.

**EASY USE** Almy Liquid Candles are proportioned to match popular sizes of traditional solid wax candles. They are also accompanied by a range of free adapters that will fit virtually any candle socket. Almy Liquid Candles are easy to refill, and they require virtually no maintenance.

**LASTING QUALITY** Almy Liquid Candles are made with fine materials to exacting standards in our own workrooms by the same craftsmen who create Almy altar appointments and sacred vessels.

**Q** What other advantage does Almy offer?

**A** Service, backed up by the Almy Guarantee. Since its founding in 1892, our company has built a heritage of service to the church and clergy. With every product we sell, we guarantee your complete satisfaction.

